

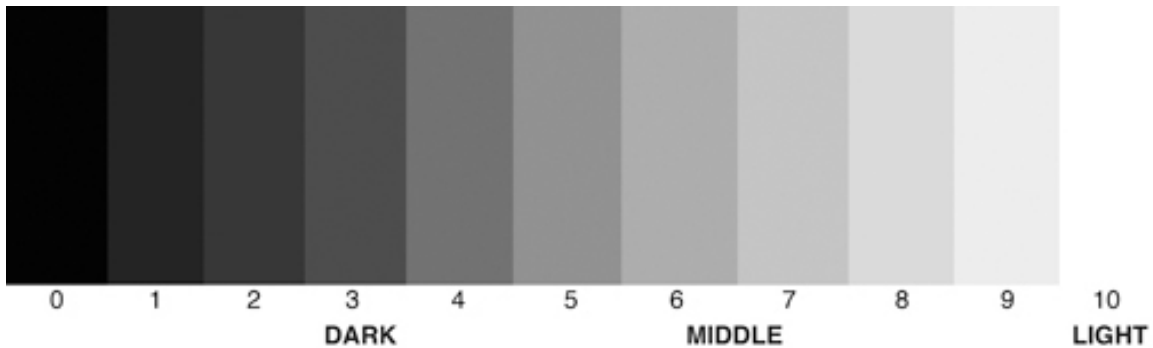


Mr. Ashley
Art Foundations
Creating Accurate Value



Now that we have a basic understanding of proportion and line I would like for us to consider the use of value to add some dimension to our work. Value, in simple terms, is the differences of lights and darks in a piece of artwork. For this assignment you will need to use everything you have learned about representational drawing so far and incorporate shadows to give the illusion of 3-Dimensional Space to your work. Please look below to see some considerations.

Value Scale:



Pencil Shading Technique:

In order for you to achieve success with this process you will need to use one of my drawing pencils, not a mechanical pencil!!! Either my drawing pencils or a number 2 pencil can be blended into a soft transition between lights and darks. Mechanical pencils are too harsh and will not blend as you need them to. Use the side of the pencil when you shade as opposed to the point, this will make everything much easier when you start to soften the shadows to add form.

Student Examples:

